

BOMAG

FAYAT GROUP

Tandem Vibratory Roller

BW266AD-4, BW278AD-4



BW266 ASPHALTIC CONCRETE (material weight 140 lb/cu ft, 10 impacts/foot)

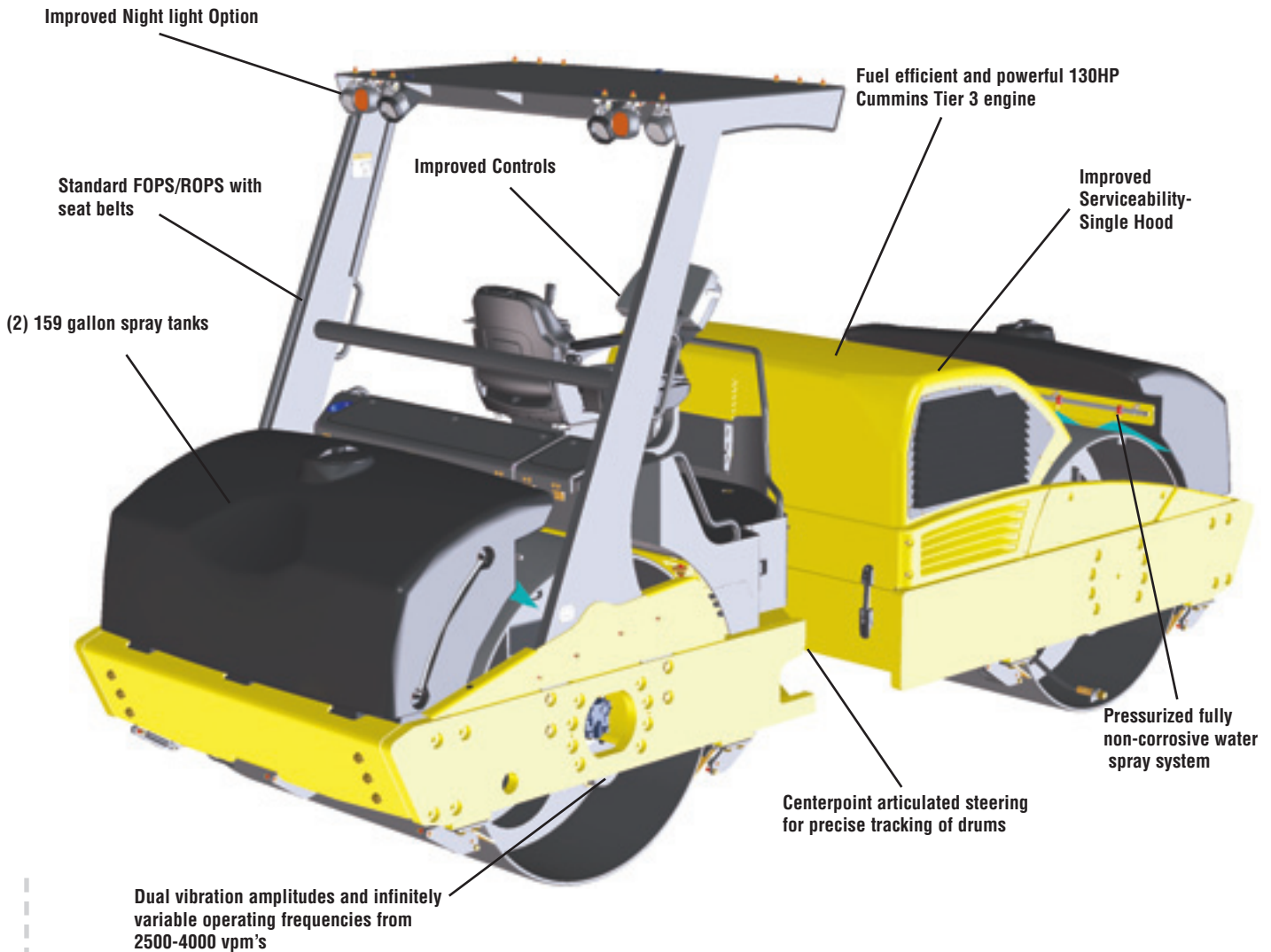
# passes	rolling speed (mph)	area coverage sq yd/hr	"productivity in tons/hr by lift thickness, 100% efficiency"			
			1.5 inches	2 inches	2.5 inches	3 inches
3	4.5	4840	385	513	642	770
5	4.5	2904	231	308	385	462
7	4.5	2074	165	220	275	330

BW278 ASPHALTIC CONCRETE (material weight 140 lb/cu ft, 10 impacts/foot)

	(mph)	sq yd/hr	1.5 inches	2 inches	2.5 inches	3 inches
3	4.5	5720	455	607	758	910
5	4.5	3432	273	364	455	546
7	4.5	2451	195	260	325	390



BW266AD-4 / BW278AD-4



■ *High compaction performance on asphalt materials...*

With the growing number of high performance asphalt mix designs, and the increasing opportunities for bonuses on density and smoothness, BOMAG introduces two (2) new models to address this demand. The BW266AD-4 and BW278AD-4 raise the standards again. Industry leading drum frequency and centrifugal forces, allow for higher paving speeds and faster achieved densities. Variable front and rear drum vibration frequencies allow the BW266AD-4 and BW278AD-4 to meet specified smoothness and density requirements. Auto Start-stop settings for vibration provides total repeatability of system settings and rolling patterns. As world leader in compaction technology, BOMAG provided cost effective solutions for every application.

■ Applications:

- Highway Construction and Maintenance
- Asphalt Repairs and Resurfacing
- Parking Lots
- Airports



BW278AD-4 in action on asphalt

Achieve Maximum Productivity:

- Sliding-Swivel seat and low frame design, deliver unequalled operator visibility for the optimum productivity.
- Industry leading high vibration frequency permits maximum compacting speeds for unequalled productivity.
- Fully hydrostatic drive, with low-speed high torque wheel motor on each drum, delivers excellent gradeability with smooth speed and directional changes.
- Joystick control and simple switches deliver ultimate control over productivity, allowing the operator to input maximum working speed and automatic vibration start/stop speeds.
- Drum impact spacing is displayed, allowing the operator to control densities smoothness and rolling patterns.
- Interval waterspray feature optimizes water consumption



The Asphalt Mat Temperature Sensing System's on-the-go measuring of the material temperature is critical for Super Pave projects

- Directional/Speed Control Lever with integrated thump-tip manual vibration start/stop switch permits optimum control of vibration system.

Safety and Maintenance Features

Safer & Less Maintenance:

The purchase price is important, but so are safety and operating costs. Check out these features:

- Cockpit design increases operator efficiency by positioning controls for natural operator movement and dual center-facing seats provide excellent visibility in both travel directions.
- Asphalt mat temperature sensing system allow for a real-time display of the asphalt surface temperature.
- Falling-Object/Roll-Over Protective Structure and seat belts are standard equipment on the BW266 and BW278.
- A high-output/low-mass vibratory mechanism has oil bath bearings for long life and reduced maintenance.
- There are no "grease daily" fittings on the BW266 or BW278.
- Single Hood offers ease of service from a standing position.
- ECO-Mode offers quieter operation.



The engine is placed low in the frame for ease of service and operator visibility

- Tier 3 Cummins QSB 4.5 liter turbocharged and after cooled diesel engine provides 130 hp with reserve power for the toughest jobs.
- Oil filtered with a high-efficiency 5-micron filter to help extend life of hydraulic components.
- Pressure test ports, built into the hydraulic system, have standard capped fittings for quick, effortless service.
- Non-corrosive, dual pressurized water spray systems, one for each drum, include polyethylene tank, fill port strainer, 100-mesh pump inlet screen, PVC spray bars, quick-connect nozzles for superior reliability.

Featuring...



Easy opening, single hood, allows service with your feet on the ground.



Joystick control travel direction, speed, steering, manual vibration on/off and MSP1 input from either seating position.



Radiator...

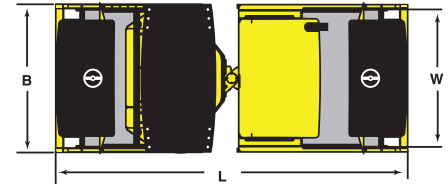
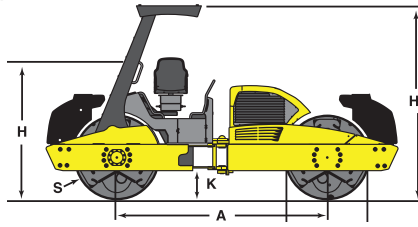
With these features and many more, it's easy to see why this model offers high value while delivering lower lifetime operating costs.

Technical Specifications

Tandem Vibratory Roller

Shipping dimensions

in cubic feet (m ³)	without / with ROPS	
BW266AD-4	736.3 (20.7)	984.4 (27.9)
BW278AD-4	835.1 (23.6)	1124.1 (31.8)



Standard Equipment

- Cummins QSB4.5 Tier3 Diesel
- Pivoting Scrapers/Two per Drum
- 66" x 48" Diameter Machined Drums (BW266)
- 78" x 48" Diameter Machined Drums (BW278)
- Liquid Crystal Display
- Vandal Protection
- Horn
- Dual Amplitude
- Water Saver System
- Pressurized, Non-corrosive
- Water Spray System
- Hydrostatic Drive
- Electronic Controls
- Automatic Vibrator "On/Off"
- Speed Limiter
- Secondary/Park Brake Release
- FOPS/ROPS with seat belts
- Asphalt Mat Temperature Sensing System
- Working lights (front/rear)
- Turn Signals and 4 way flashers
- Back Up Alarm

Optional Equipment

- Night Paving Lights
- Special paint

Dimensions in inches (mm)

	A	B	D	H	H2	K	L	S	W
BW266AD-4	120 (3048)	72 (1829)	48 (1219)	78 (1981)	111 (2819)	15 (381)	200 (5080)	0.70 (17.78)	66 (1676)
BW278AD-4	120 (3048)	84.5 (2146)	48 (1219)	78 (1981)	111 (2819)	15 (381)	200 (5080)	0.70 (17.78)	78 (1981)

Technical data

Technical data	BW266		BW278			
Weights						
Shipping Weight with ROPS	lbs	(kg)	22200	(10070)	23900	(10841)
Operating Weight with ROPS	lbs	(kg)	24000	(10886)	25800	(11703)
Axle load, (front)	lbs	(kg)	11750	(5330)	12650	(5738)
Axle load, (rear)	lbs	(kg)	10450	(4740)	11250	(5103)
Average static linear load	pli	(kg/cm)	182	(32.5)	160	(29)
Dimensions						
Working width	in	(mm)	66	(1676)	78	(1981)
Track Radius, inner	in	(mm)	163	(4140)	198	(5029)
Dimensions	see sketch		see sketch			
Driving Characteristics (depending on site conditions)						
Speed (1)	mph	(km/hr)	0-5	(0-8.1)	0-5	(0-8.1)
Speed (2)	mph	(km/hr)	0-10	(0-16.1)	0-10	(0-16.1)
Max. gradeability without/with vibration	%		40		40	
Drive						
Engine manufacturer			Cummins		Cummins	
Type			QSB4.5		QSB4.5	
Cooling			Water		Water	
Number of cylinders			4		4	
Performance SAE J 1349	hp	(kW)	130	(97)	130	(97)
Speed	rpm		2200		2200	
Fuel			diesel		diesel	
Electric Equipment	V		12		12	
Drive System			hydrostatic		hydrostatic	
Drum Driven			f+r		f+r	
Brakes						
Service brake			hydrostatic		hydrostatic	
Parking brake			SAHR		SAHR	
Steering						
Steering angle +/-	degrees		34		34	
Oscillating angle +/-	degrees		12		12	
Vibratory system						
Vibrating system			f, r, f+r		f, r, f+r	
Drive system			hydrostatic		hydrostatic	
Frequency max. (high/low)	vpm	(Hz)	4000/3400	(67/57)	4000/3400	(67/57)
Amplitude (low/high)	in (mm)		0.019/0.029	(0.48/0.74)	0.019/0.029	(0.48/0.74)
Centrifugal force (low/high)	lbs (kN)		30300/32800	(135/146)	33650/37100	(150/165)
Water Spray System						
Type of system			Pressurized		Pressurized	
Back-up system			Pressurized		Pressurized	
Capacities						
Fuel	gal	(l)	50	(189)	60	(227)
Cooling system	qts	(l)	19	(18)	19	(18)
Engine	qts	(l)	17	(16)	17	(16)
Water Tank (2)	gal	(l)	318	(1204)	318	(1204)